



## 2007 NIST Golf Association Information Resource


Meeting Agenda / Proposed Changes	Page 1 - 3
2006 Playoff Results	Page 4
2006 Handicap Summary	Page 5 - 9
2006 Points Summary	Pages 10
2006 Treasurer Report	Page 11
2006 By-Laws	Pages 12 - 21
2006 Outing Results	Pages 22 - 34

**Web Address:** <http://seba-golf.nist.gov>

username: sebagolf

password: nistgolf;1234 (for users outside of NIST only)

**Email List:** [seba-golf@nist.gov](mailto:seba-golf@nist.gov)



# NIST Golf Association 2007 Annual Meeting

## February 27, 2007

### Agenda

#### Recap and Feedback on 2006 season

- Handicap and Point Summary
- Financial status
- Election of Officers
- Projected starting date, DST starts on 3/11

#### Discussions for the 2006 season

- Match Play Championship - omit subs from consideration and make it the best match play record from each division. Expand it to the top 2 in each division for a bracket of 8. First two rounds of 9 holes, championship round of 18 holes.
- Amend the Rules of Play (see rules proposals)
- Add to the bylaws one of the following alternatives relating to computation of handicaps.
  - a. Include scores of league outing play as specified by USGA rules for tournament scores (Section 10-3)
  - b. Include scores of league outing play as two additional 9 hole scores added to the season database, adjusted to the Poolesville slope and rating.
  - c. Include scores of league outing play as two additional 9 hole scores added to the season database, adjusted to the Poolesville slope and rating, only if the scores are 4 or more net strokes below par.
- Allow rangefinders, proposed by D. Blackburn

- Allow senior players to use senior tees. This was discussed last year but a request was made to add it to the agenda again. Note that the only holes where there is a major difference are the par 5's on the front, where the differential is 40-50 yards. The handicap difference is 2 strokes. A subset of this proposal could be to also require any low handicap player to use the white tees.
  
- Reinstitute required timing of every round.
  
- Officers: In the absence of a candidate we traditionally nominate from last year's championship team. Hence they are motivated to recruit nominees. [Mulligan Stew (Brusko, Bollinger, Murphy), the 2006 NIST Golf Association CHAMPIONS are the ones on the bubble. But starting this year we also have the Match Play Champion, John Cugini, to add to this list of candidates.]
  
- Golf fees will remain unchanged (\$15 regular, \$13 senior, +\$2 surcharge)
  - Poolesville regular and senior memberships and Player's Pass can be used towards league play
  - 2 person team, regular - \$365 (20\*17+25), \$297 w/player's pass
  - senior - \$325 (20\*15+25), \$265 w/player's pass
  - 3 person team, regular - \$252 (20\*17\*2/3 +25), \$207 w/player's pass
  - senior - \$225 (20\*15\*2/3 +25), \$185 w/player's pass

## Proposed Rules Changes for 2007

1. Amend the Rules of Play regarding a ball hit O.B. to read:

Current rule:

Drop ball anywhere on a line between the point the ball crossed the boundary and the place it was played from, but not nearer to the hole. One stroke penalty.

\*NOTE: In the case where the ball position is beyond the green, "not nearer to the hole" can be modified by, "or not more than 2 club lengths from the point where the ball crossed the boundary of the course.

Proposed rule:

Drop the ball within two club lengths of the point the ball crossed the boundary, but not nearer the hole. One stroke penalty.

2. Add to Rules of Play the following proposal:

In the event a ball is lost\* in an unmown, tall-grass area drop a ball within two club lengths of the point where it entered that area, but not nearer the hole. One stroke penalty.

\*Note: Lost in this instance means that the ball is not immediately found upon looking in the expected destination area. If you look and find it you have to play it.

3. Add to the bylaws one of the following alternatives relating to computation of handicaps.

a. Include scores of league outing play as specified by USGA rules for tournament scores (Section 10-3)

b. Include scores of league outing play as two additional 9 hole scores added to the season database, adjusted to the Poolesville slope and rating.

c. Include scores of league outing play as two additional 9 hole scores added to the season database, adjusted to the Poolesville slope and rating, only if the scores are 4 or more net strokes below par.

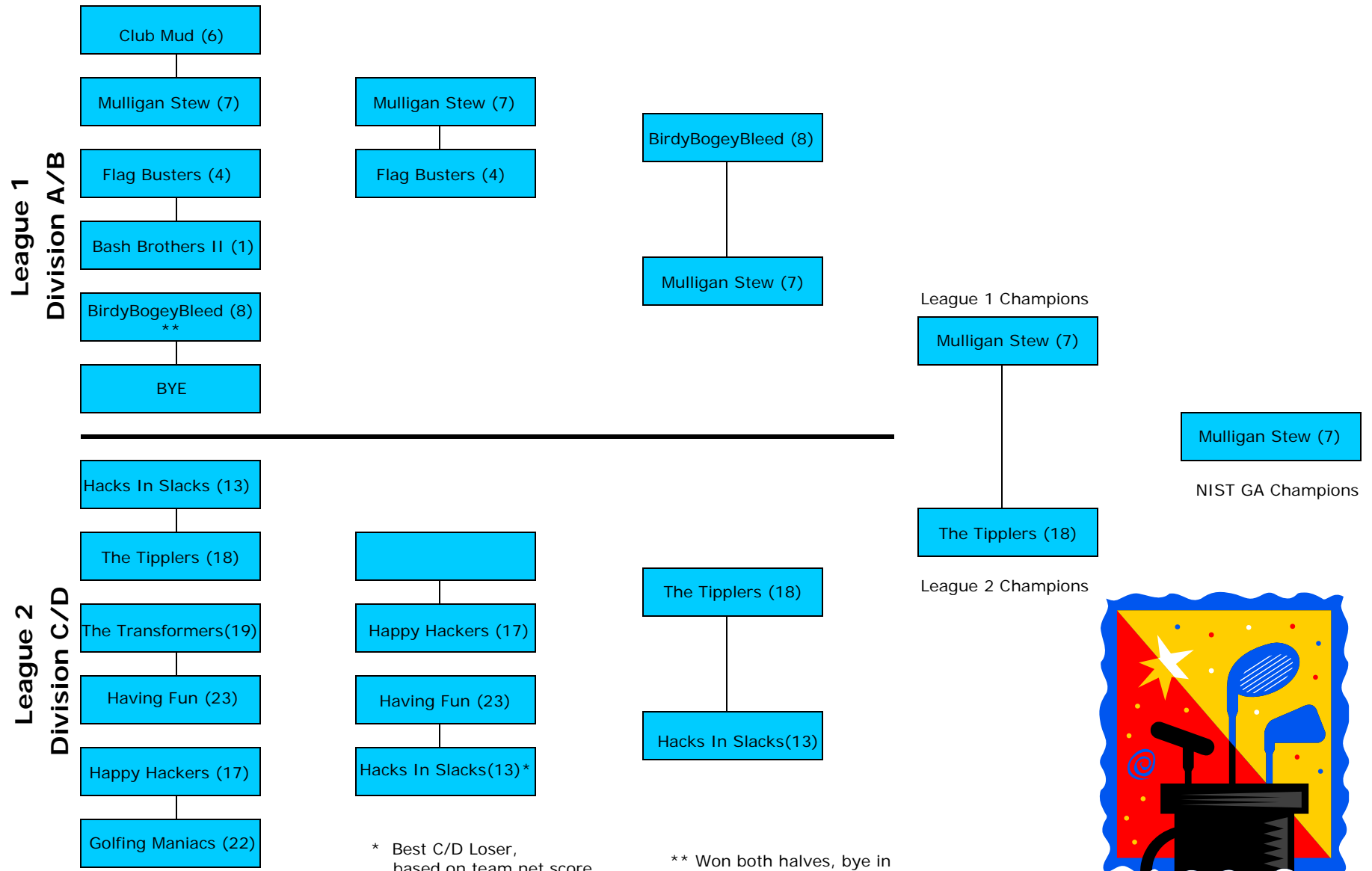
# 2006 NIST GA Playoff Results

Round #1, Front 9

Round #2, Back 9

Round #3, 18 Holes

Round #4, 18 Holes



\* Best C/D Loser, based on team net score from Round #1

\*\* Won both halves, bye in 1<sup>st</sup> and 2<sup>nd</sup> round.



2006 NIST GA Individual Handicap Summary [Division A]

TEAM NO.	TEAM NAME	Match Record W/L/T Win%	BEG. HDCP	CURR. HDCP	Avg Low 4	Adjusted Gross Scores (+1 for back nine scores)																				Statistics				
						1st HALF										2nd HALF										# of Rounds	Min	Max	Improve %	Std. Dev.
						1F	2B	3F	4B	5F	6B	7F	8B	9F	10B	11B	12F	13B	15B	16F	17B	18F	19B	20F						
1	Bash Brothers II	Darren Lowe	11-4-4 68%	1	0	35.5	42	40	41	39	40	36	39	40	35	40	40	41	38	38	35	37	40	35	35	19	35	42	100%	2.32
		John Garguilo	6-5-4 53%	6	6	42	48	48	49	43		45	41	45	45	43	41		47		41		43	47	44	15	41	49	0%	2.69
2	Nukem's	Les Slaback	5-12-1 31%	4	5	41.75	46	46	42	45	43	48	45	47	48	50	43		50	46	40	40	44	47	47	18	40	50	-25%	2.95
		Howard Dilks	9-6-4 58%	6	5	41	47	42	46	43	45	46	42	44	47	39	42	43	40	43	44	38	44	43	44	19	38	47	17%	2.47
3	Shock & Awe	Gavin O'Brien	9-3-5 68%	4	4	40	41	48	45	45	42		44	44	42	44	44	41		42	42	44	42	35	42	17	35	48	0%	2.68
		Robert Snelick	5-4-4 54%	9	8	44.5	46	51	50	48		48	50	42	46	52				44		48	46	46		13	42	52	11%	2.85
4	Flag Busters	Hank Prask	3-3-2 50%	14	13	49.75		54	53				47	54		52	53		47				55		8	47	55	7%	3.14	
		Dave Bailin	7-7-4 50%	3	4	40.5	42	41	41	46	44	39	37	41	44	44		44	42	44	41	44	41	44	38	18	37	46	-33%	2.41
		Mike Martin	5-3-2 60%	6	5	41.25	41			45	44	42	46			41			48			40	42		44	10	40	48	17%	2.54
5	Par None	Garnett Bryant	9-5-3 62%	3	4	40.5	42	40	43		45	35	43	43		42	43	43	40	40	42	48	41	42	41	17	35	48	-33%	2.66
		Terrence King	1-13-1 10%	11	14	50.5	49		53	56	49	50		47	52	50	52	54	53			49	51	53	53	15	47	56	-27%	2.38
6	Club Mud	Dave Vanderhart	3-4-6 46%	5	6	42.5		42		44	43	42		41	42	46			46	44	48	41	43	44	13	41	48	-20%	2.11	
		Matt Bundy	8-3-3 68%	6	3	39.5	42	43	44			42	46		45		36	42	48	43	40	42	40		42	14	36	48	50%	2.88
		John Hastie	9-2-1 79%	10	9	45.25			46	46	48		48	46		48	46	48		46	47			45	44	12	44	48	10%	1.31

2005 NIST GA Individual Handicap Summary [Division B]

TEAM NO.	TEAM NAME	Match Record W/L/T Win%	BEG. HDCP	CURR. HDCP.	Avg Low 4	Adjusted Gross Scores (+1 for back nine scores)																Statistics									
						1st HALF								2nd HALF								# of Rounds	Min	Max	Improve %	Std. Dev.					
						1F	2B	3F	4B	5F	6B	7F	8B	9F	10B	11B	12F	13B	15B	16F	17B						18F	19B	20F		
7	Mulligan Stew	Bernie Brusko	5-4-4 54%	10	10	46.25	52	50			53	50	48	50	54	45		46	47	47	47				47	13	45	54	0%	2.81	
		John Bollinger	5-4-2 55%	7	8	44.25	47	47		45			46						50	44		50	45	46	48	42	11	42	50	-14%	2.42
		Bob Murphy	4-5-1 45%	4	5	41.5	45			49		43		43		45	38	43			43				42	48	10	38	49	-25%	3.11
8	BirdyBogeyBleed	Mark Hickey	7-4-6 59%	8	8	44	47	48	48	43	44	47	48		48	45	43	47	45	43		49	45	48	47	17	43	49	0%	2.04	
		Shawn Moylan	11-5-1 68%	5	3	39.25	43	45	42		40	40	45	39	40	41	40		49	38	40	39	42	42	41	17	38	49	40%	2.74	
9	The Brew Men	Ross Koeser	2-6-6 36%	4	5	41.25	43	44	44			45		43		40	43	44	43	41	42	41		44	41	14	40	45	-25%	1.49	
		Richard Mahone	9-3-2 71%	10	10	46.25	50	49	51	49	43	53	44		49			50	50	51	48		45		48	14	43	53	0%	2.82	
		Jack Hawkins	4-4-2 50%	12	10	46		55		47	45		50	45	51	50	47					47			47	10	45	55	17%	3.10	
10	Implants	Shozo Takagi	2-6-1 28%	8	9	45.25	49		50				47	47	50	46		50				48	41		9	41	50	-13%	2.88		
		Manny Hahn	5-6-0 45%	7	7	43.25		46	48	47			47					44	43	47	44		44	45	42	11	42	48	0%	1.94	
		Gary Schumacher	4-5-3 46%	9	9	45.5	49				51	53	44	50	51	46	45		46	47				45	48	12	44	53	0%	2.87	
11	i-chippers	David Blackburn	6-9-3 42%	12	10	46.5	49	55		53	53	56	50	48	52	48	52	46	45	50	47	54	49	48	50	18	45	56	17%	3.12	
		Eric Vogel	3-2-2 57%	6	7	43.5	45		45	48	46		44		45	40										7	40	48	-17%	2.43	
		Kevin Brady	1-4-1 25%	13	12	48.75			56					50				55	52		47	57				6	47	57	8%	3.87	
12	The Tree Experts	Bill Davis	5-5-3 50%	13	15	51.5	55		58	56	56	54		52	54	57			50	53	53	51	54		13	50	58	-15%	2.33		
		Jason Averill	2-7-1 25%	5	7	43	46		48	46			44			45	47	44			43			48	41	10	41	48	-40%	2.25	
		Andy Fowell	4-6-4 43%	6	7	43.75		47		45	45	42	51	45	42		45		47			48	44	46	45	44	14	42	51	-17%	2.34

2006 NIST GA Individual Handicap Summary [Division C]

TEAM NO.	TEAM NAME	Match Record W/L/T Win%	BEG. HDCP	CURR. HDCP.	Avg Low 4	Adjusted Gross Scores (+1 for back nine scores)																Statistics								
						1st Half								2nd HALF								# of Rounds	Min	Max	Improve %	Std. Dev.				
13	Hacks in Slacks	Jeff Clegg	7-4-1 63%	12	7	43.75	54	44	52	50	49	44	44	46	48	42	45	46	12	42	54	42%	3.64							
		Robb Poling	5-3-2 60%	9	6	42	44			41	44	41			45	45	46	45	41	42	10	41	46	33%	1.96					
		Ron Gan	6-6-1 50%	8	6	42.75		47	46		50	47	46	47	48	44		47	48	44	39	44	13	39	50	25%	2.72			
14	TBD	Bob Watters	6-6-1 50%	10	12	48.25	54	46	53		53			58	57	51	55	48	45	50	50	52	13	45	58	-20%	3.92			
		Rich Kayser	3-4-0 43%	12	14	50.25				57	49			55			52		52		51		54	7	49	57	-17%	2.67		
		Dinis Camara	6-4-3 58%	9	8	44.25	45	41	48		46		51		47		49		45	45	49	45	46	42	13	41	51	11%	2.78	
15	Bogie Boys	Robert Fletcher	6-4-1 59%	12	11	47.5	51		51	52	53	51		45	48	48					49	54	54	11	45	54	8%	2.81		
		Neville Pugh	3-8-0 27%	13	14	50.5	57	55			49			56			50	55	53	53	50	49	53	11	49	57	-8%	2.87		
		Mark Parker	2-7-2 27%	6	8	44.5			41	45			45		45	49	43	45		47		45	45	47	11	41	49	-33%	2.09	
16	The Hackers	Ralph Hurley	11-5-2 67%	14	12	48.5	55	55	57	59	47	56	55	44	57	54	49	58	50		50	49	50	46	50	18	44	59	14%	4.47
		Scott Bloyer	6-11-2 37%	8	7	43	48	45	49	48	50	48	54	44	43	41	43	42	43	45	48	46	41	46	51	19	41	54	13%	3.57
17	Happy Hackers	Dave Henry	6-6-1 50%	12	12	48.75	54		54	58		56	57		52	53	49			48	52	49	49	51	13	48	58	0%	3.26	
		Dee Rathbone	5-6-0 45%	13	14	50.5	50	53			51	50		54	54		50	53	53			49		54	11	49	54	-8%	1.92	
		Ceejay Johnson	2-7-4 31%	9	12	48.75		47	48	53	45		52	50		50			51	48	50		47	51	51	13	45	53	-33%	2.30
18	The Tipplers	Walter Jones	5-6-1 46%	15	14	51.25		59	57		52	57	54	55	57			55		51		51	49	54	12	49	59	7%	3.02	
		Harris Liebergot	6-2-3 68%	11	11	47.75	55	54	50						49		54	51		53	45	52		49	48	11	45	55	0%	3.05
		Paul Bergstrom	7-5-1 58%	10	13	49.5	54			56	55	50	51		54	48	53	50	57		50	51		50	13	48	57	-30%	2.77	



2006 NIST GA Individual Handicap Summary [Division D]

TEAM NO.	TEAM NAME	Match Record W/L/T Win%	BEG. HDCP	CURR. HDCP	Avg Low 4	Adjusted Gross Scores (+1 for back nine scores)																Statistics								
						1st Half								2nd HALF								# of Rounds	Min	Max	Improve %	Std. Dev.				
						1B	2F	3B	4F	5B	6F	7B	8F	9B	10F	11F	12B	13F	15F	16B	17F						18B	19F	20B	
19	The Transformers	Mark Vaudin	5-5-2 50%	11	14	50.5	48	48	51	46		51	53		50	49	52				53	52		57	12	46	57	-27%	2.92	
		Jim Warren	4-6-2 42%	14	12	48.75	57			61	50	53		48			51	51	51	48	51			54	48	12	48	61	14%	3.90
		Thomas Vaudin	3-6-1 35%	10	12	48.25		51		53	52			47	47	52		59				55	52	47		10	47	59	-20%	3.84
20	Duck Hooks	Eric Byrd	4-4-4 50%	10	9	45	56	48	57	50	52			46		49		44	45	45		50			47	12	44	57	10%	4.21
		Bob Myklebust	5-5-1 50%	18	13	49.75					51		52	51	49		49	58		49	58	52	56	57		11	49	58	28%	3.65
		Jim Pielert	8-5-1 61%	16	15	51.75	60	58	57	54		52	49		54	56	50		58		52		52	54	53	14	49	60	6%	3.21
21	Putt 4 \$	Charles Gibson	3-12-1 22%	17	21	57.75		54	59	61	62	55	61	61	59			60	62	56	57	59	59	60	61	16	54	62	-24%	2.45
		Charles Gibson Sr.	7-7-1 50%	15	13	49.25		57	58	57	56		56	50	55	53	52			49	46	50	57	56	53	15	46	58	13%	3.60
22	Golfing Maniacs	Dennis Brady	7-5-1 58%	15	14	51	58		56	53	53		54	51					56	56	54	56	60	51	48	13	48	60	7%	3.20
		Brian Maranville	8-3-5 66%	18	12	49	55	57	58	61		55	58	54	55	53	52	55			48	49	55		49	50	16	48	61	33%
23	Having Fun	Mary Saunders	7-2-1 75%	22	15	52.25			65		62		64		61	61			54			51	58	49	55	10	49	65	32%	5.52
		Carol Hockert	3-8-0 27%	25	25	62.5	68				67		63	65	67	70	62	69		66			61	62		11	61	70	0%	3.08
		John Rumble	3-1-1 70%	7	7	43						42		45					46	45		44				5	42	46	0%	1.52
24	Triple Threat	George Lewett	2-8-2 25%	19	21	58	59							63	62	60	61	63	53	59		62	61	63	59	12	53	63	-11%	2.81
		Joe Dhillon	6-3-1 65%	20	22	59.25		62		63	62	60				63		62	57		64		61		59	10	57	64	-10%	2.11
		Robert Toense	3-6-3 38%	12	15	51.5	57		57	55	54	57	57		55		52				56	48	58		51	12	48	58	-25%	3.02

2006 NIST GA Individual Handicap Summary [Substitutes]

SUBS NAME	Match Record W/L/T Win%	BEG. HDCP	CURR. HDCP.	Avg Low 4	Adjusted Gross Scores (+1 for back nine scores)																Statistics											
					1st Half								2nd HALF								# of Rounds	Min	Max	Improve %	Std. Dev.							
					1	2	3	4	5	6	7	8	9	10	11	12	13	15	16	17						18	19	20				
Daniel Anderson	0-1-0 0%	7	7	43.75											50											1	50	50	0%			
Bob Cope	0-0-0	7	7	43.25																						0	0	0	0%			
Stephanie Cope	3-1-0 75%	3	4	40.333	39	41												41	40	45					41	6	39	45	-33%	2.04		
John Cugini	<b>9-3-0 75%</b>	13	8	44.25	52	47			49	49	44	44	46	44				46	48	47					45	12	44	52	<b>38%</b>	2.45		
Len Gebase	2-2-1 50%	7	6	42.75		48			46									43		43				44		5	43	48	14%	2.17		
Frank Guenther	0-0-0	11	11	47.75																						0	0	0	0%			
Ron Harter	3-4-3 45%	15	14	50.5	47	54			53									50	54	51	52	54		54		49	10	47	54	7%	2.49	
John Kasianowicz	4-9-1 32%	7	5	41.5		47	46			47	45	45						39		43	43	44	44	43	42	42	45	14	39	47	29%	2.16
Selim Lange	1-0-0 100%	13	14	51.5														53								1	53	53	-8%			
Mark Luce	4-4-0 50%	13	11	47.75		53			50	58	47			52	48					54				46		8	46	58	15%	4.04		
Jeff McIntyre	2-1-0 67%	14	13	49.75		47	59	53																		3	47	59	7%	6.00		
Bill Mueller	5-2-0 71%	11	10	46.5		51	46		47	47	51								47					46		7	46	51	9%	2.19		
Dave Pitchure	4-4-2 50%	6	4	40	45				41	41	45			40					40	39			48	41	42		10	39	48	33%	2.86	
Terry Sorcek	3-1-1 70%	26	23	60	64					59									56		64			59			5	56	64	12%	3.51	
Akiyoshi Sugawara	0-0-1 50%	8	8	45																						45	1	45	45	0%		
Greg Tassey	0-0-0	11	11	47.5																							0	0	0	0%		

2006 Team Points Summary

2006 NIST GA Team Points Summary

Team Name	Team #	1ST HALF										2ND HALF										Weekly Average	1st Half	2nd Half	YTD Total
		1F	2B	3F	4B	5F	6B	7F	8B	9F	10B	11B	12F	13B	15B	16F	17B	18F	19B	20F					
<b>Division A</b>	Bash Brothers II	<b>1#</b>	10.5	18.0	8.5	20.5	13.0	14.5	21.0	10.0	20.0	20.0	8.5	11.0	10.5	16.0	20.0	17.5	9.0	19.5	21.0	15.2	156.0	133.0	289.0
	Nukem's	<b>2</b>	11	16.5	20.0	7.5	14.0	5.5	18.5	5.5	13.0	16.5	21.5	4.5	10.0	11.5	15.5	23.0	10.5	7.5	6.0	12.5	128.0	110.0	238.0
	Shock & Awe	<b>3</b>	18	7.0	6.0	17.5	11.0	21.5	6.0	20.5	20.0	7.0	20.0	21.0	9.0	11.0	19.0	9.5	16.5	22.5	11.0	14.4	134.5	139.5	274.0
	Flag Busters	<b>4*</b>	21	19.0	21.5	5.0	16.0	10.5	18.0	17.0	14.0	19.0	6.5	10.0	8.5	15.5	7.0	12.0	15.5	4.5	17.0	13.6	161.0	96.5	257.5
	Par None	<b>5</b>	18	17.0	9.5	10.5	8.0	16.5	8.5	6.5	7.0	10.5	7.5	9.5	7.5	11.0	8.0	4.0	11.5	10.5	10.0	10.1	112.0	79.5	191.5
	Club Mud	<b>6!</b>	21	18.0	20.5	21.0	19.0	12.5	9.0	21.5	7.0	8.0	21.0	19.0	11.0	16.0	11.5	15.0	18.0	16.5	16.0	15.9	157.5	144.0	<b>301.5</b>
<b>Division B</b>	Mulligan Stew	<b>7#</b>	16.5	20.0	7.0	6.0	14.0	4.0	13.5	20.5	19.0	5.0	20.5	8.0	19.5	17.0	18.0	10.5	20.0	7.5	19.5	14.0	125.5	140.5	266.0
	BirdyBogeyBleed	<b>8*!</b>	16	9.0	21.0	22.0	13.0	21.0	8.0	15.5	20.0	22.0	19.5	17.0	16.0	18.0	19.0	19.5	8.5	19.5	7.5	16.4	167.5	144.5	<b>312.0</b>
	The Brew Men	<b>9</b>	9	10.5	18.5	19.5	22.0	6.0	13.5	10.0	10.5	11.5	6.0	17.5	18.5	11.0	17.5	16.5	18.5	9.0	16.0	13.8	131.0	130.5	261.5
	Implants	<b>10</b>	6	9.0	17.5	16.5	5.0	22.0	21.0	6.5	7.0	15.5	18.5	6.0	17.0	9.0	9.0	15.5	16.5	18.0	11.0	13.0	126.0	120.5	246.5
	i-chippers	<b>11</b>	9	8.0	6.5	6.5	13.5	5.0	19.0	17.0	8.0	21.0	5.5	16.0	18.0	10.0	9.5	7.5	10.5	17.0	4.5	11.2	113.5	98.5	212.0
	The Tree Experts	<b>12</b>	6	10.0	5.5	9.5	13.5	23.0	6.0	11.5	16.5	6.0	7.0	19.0	16.5	16.0	8.0	11.5	7.0	10.0	22.5	11.8	107.5	117.5	225.0
Team Name	Team #	1ST HALF										2ND HALF										Weekly Average	1st Half	2nd Half	YTD Total
		1B	2F	3B	4F	5B	6F	7B	8F	9B	10F	11F	12B	13F	15F	16B	17F	18B	19F	20B					
<b>Division C</b>	Hacks in Slacks	<b>13*</b>	15.5	18.0	20.0	24.0	17.5	15.5	15.0	6.5	20.0	13.0	7.0	21.0	5.0	10.5	19.5	10.5	11.5	15.5	20.5	15.1	165.0	121.0	<b>286.0</b>
	TBD	<b>14</b>	21.5	22.5	7.0	18.5	9.5	9.0	20.0	6.0	5.5	5.0	5.5	16.5	22.0	19.0	15.0	9.0	13.0	11.5	13.0	13.1	124.5	124.5	249.0
	Bogie Boys	<b>15</b>	3.5	10.0	22.0	22.5	11.5	15.0	12.0	17.5	21.0	14.0	18.5	7.5	5.5	5.5	7.0	16.5	14.0	5.5	6.5	12.4	149.0	86.5	235.5
	The Hackers	<b>16</b>	16.5	6.0	10.0	6.0	15.5	9.0	7.5	20.5	21.5	17.5	21.0	9.0	18.5	8.0	7.5	8.5	21.5	14.0	12.9	130.0	115.5	245.5	
	Happy Hackers	<b>17#</b>	18	16.0	18.0	6.0	16.5	18.0	7.0	9.5	7.0	9.5	21.0	15.0	8.5	16.5	18.5	18.0	18.5	8.0	11.0	13.7	125.5	135.0	260.5
	The Tiplers	<b>18!</b>	11	7.0	20.0	10.5	10.5	11.5	19.5	21.0	6.0	22.0	8.0	18.5	8.5	21.5	12.0	19.5	15.5	19.0	16.0	14.6	139.0	138.5	277.5
<b>Division D</b>	The Transformers	<b>19*</b>	11.5	17.0	20.0	3.0	14.5	16.5	17.5	17.5	18.5	13.0	6.0	8.5	18.5	20.5	10.5	4.0	15.0	20.5	6.5	13.6	149.0	110.0	259.0
	Duck Hooks	<b>20</b>	5.5	9.0	5.0	21.0	12.5	21.0	21.5	16.0	13.5	14.0	6.0	18.0	18.5	16.0	8.5	6.0	18.5	6.5	8.5	12.9	139.0	106.5	245.5
	Putt 4 \$	<b>21</b>	23.5	4.5	7.0	4.5	6.5	4.0	9.5	15.0	15.5	20.5	19.0	12.0	8.5	20.0	20.5	23.0	8.5	6.5	6.5	12.4	110.5	124.5	235.0
	Golfing Maniacs	<b>22#</b>	10.5	20.0	9.0	8.5	20.5	7.0	14.5	9.5	13.5	20.0	16.0	19.5	5.0	11.0	16.5	18.5	7.0	20.5	20.5	14.1	133.0	134.5	<b>267.5</b>
	Having Fun	<b>23!</b>	9	21.0	7.0	9.0	17.5	20.0	5.5	12.0	8.5	6.5	21.5	6.0	21.5	6.5	6.5	21.0	20.0	20.5	20.5	13.7	116.0	144.0	260.0
Triple Threat	<b>24</b>	16	11.0	17.0	21.0	9.5	10.5	12.5	11.0	11.5	7.0	8.5	10.5	22.0	7.0	18.5	8.5	12.0	6.5	18.5	12.6	127.0	112.0	239.0	

\* 1st Half Winner  
! 2nd Half Winner  
# Wildcard Winner

## 2006 NIST Golf Association – Treasurer’s Report

Howard W. Dilks, compiled: 02/23/07

Bank Balance:      03/01/06    \$991.93  
                                 02/01/07    605.72

Received from SEBA \$450.00 on Nov 28, 2006

### League Breakdown, 24 teams

16    three players per team  
8     two players per team

Cost	Regular	Senior (age 60)
2 person team	\$365	\$325
3 person team	\$252	\$225
Regular member	\$17 per round for 20 weeks plus \$25 = \$365	
Senior member	\$15 per round for 20 weeks plus \$25 = \$325	

### Outings

Blackrock 06/12/06  
Cluster Spires 08/25/06  
Blackrock 10/11/06

### League Prizes

Team #		
1	\$42	Bash Brothers II
17	\$42	Happy Hackers
22	\$42	Duck Hooks
4	\$54	Flag Busters
6	\$54	Club Mud
19	\$54	The Transformers
23	\$54	Having Fun
13	\$144	Hacks In Slacks
8	\$198	BirdyBogeyBleed
18	\$300	The Tipplers
7	\$456	Mulligan Stew (NIST GA Champions!)
	\$150	Match Play Champion John Cugini
	-----	
	\$1,590	
	\$626	Trophies & misc prizes

[Recaps](#)[Standings](#)[Handicaps](#)[Rules/Bylaws](#)[Schedule](#)[E-Mail Archive](#)[Other Info.](#)[HOME](#) | [Rules and Bylaws](#)

## 2006 NIST Golf Association By-Laws

*Revised: March 2006*

### **ARTICLE I.** Name

The name of this organization shall be the National Institute of Standards and Technology (NIST) Golf Association (GA).

### **ARTICLE II.** Purpose

The objectives of the NIST GA are to provide for competition amongst NIST employees in a friendly spirit, exercise and relaxation, and to promote an interest in golf.

### **ARTICLE III.** Membership

A member of the NIST GA shall meet the following:

- a. An active or retired NIST employee, a past employee of NIST, or an immediate family member (16 years old) of a current GA member.
- b. A member of SEBA, if qualified to be, and
- c. Has paid the annual GA dues.

### **ARTICLE IV.** Officers

#### 1. List of Officers

- a. President
- b. Vice President (V/P)
- c. Secretary/Treasurer (S/T)
- d. Scorekeeper (S/K)

#### 2. Duties of Officers

**President** - The President shall preside over all meetings of the GA, the Field Day Committee (FDC), and the Rules Committee and make appointments to Committees as necessary with representation from each division. The President, or his designate, shall decide if scheduled play is to be canceled because of inclement weather, at least one hour before scheduled tee time, or at the golf course, if necessary.

**Vice President** - The V/P shall assume the duties of the President in his absence and serve on the FDC.

**Secretary/Treasurer** - The S/T shall keep the records and proceedings of the meetings, collect and disburse all funds, submit an annual report to the Auditing Committee, and serve on the FDC.

**Scorekeeper** - The S/K shall assign teams to divisions, schedule match play, and compile and publish handicaps and standings on a weekly basis throughout the season, and serve on the FDC.

## **ARTICLE V. Meetings**

The annual meeting shall be held during the month of February on a date specified by the President. Special meetings may be called by the President throughout the year. The President shall notify all members of any meeting at least two weeks in advance.

## **ARTICLE VI. Committees**

### 1. List of Committees

Rules Committees (8)

Auditing Committee (2)

Field Day Committee (FDC) (4)

Nominating Committee (4)

2. All committees shall be appointed by the President prior to League play.

### 3. Duties of Committees

**Rules Committee** - the Rules Committee shall consist of eight members, the four Officers and a representative from each division. The Rules Committee shall meet at the request of the President and rule on all disputes and protests. Members involved in a dispute shall not serve on the Rules Committee.

**Auditing Committee** - The Auditing Committee shall consist of two members and annually audit the books of the S/T and report at the Annual Meeting.

**Field Day Committee** - The FDC, comprised of the four Officers, shall be responsible for the conduct and operations of all field day events, including but not limited to scheduling, banquet, trophies, and prizes.

**Nominating Committee** - The Nominating Committee shall consist of one representative of each division and submit a list of candidates to the President at least one week prior to the Annual Meeting.

## **ARTICLE VII. Finances**

The annual dues shall be determined at the annual meeting and shall be paid, together with the annual greens fee, prior to the beginning of league play. The Officers shall not pay dues and the S/ K shall not pay match play green fees.

#### **ARTICLE VIII. Terms of Office**

The Officers shall serve for approximately one year, commencing at the close of business at the annual meeting. The Officers may be reelected.

#### **ARTICLE IX. Election of Officers**

The nomination and election of Officers shall be as follows:

- a. Nominations of candidates for each office may be made from the floor at the annual meeting, following the report of the Nominating Committee, provided that each nomination from the floor is seconded by at least two members,
- b. No candidate may be nominated without their consent nor can any person may be nominated for more than one office, and
- c. Election of Officers, to be held at the annual meeting, shall be by a show of hands and a plurality of the members present and voting shall be necessary to elect.

#### **ARTICLE X. Quorum**

1. Twenty-five (25) per-cent of the membership shall be required at any annual or special meeting of the general GA membership. Business shall be conducted by a majority of those members present and voting.
2. Four members of the Rules Committee shall constitute a quorum. A majority of the members present and voting shall be necessary to rule on all disputes and protests and approve all rules of play.

#### **ARTICLE XI. Parliamentary Procedure**

Issues on parliamentary procedure are resolved according to Roberts Rules of Order.

#### **ARTICLE XII. Changes to the By-Laws**

Changes to the By-Laws shall be made at the annual meeting. A two-thirds majority of the members present and voting shall be necessary for adoption.

#### **ARTICLE XIII. Formation of Leagues and Divisions**

The GA shall consists of two leagues divided into two divisions each as follows:

- a. League 1 comprised of Divisions A and B, and League 2 comprised of Divisions C and D.,
- b. The S/K, before the start of each season, shall rank all of the team handicaps and divide the total ranks into quartiles, the top quartile being Division A, the second quartile Division B., the third quartile being Division C., and the fourth Quartile Division D. Team rankings will be determined based on a weighted average (number of rounds played in the previous year) of each

member of the team. [Rev 4-2004]

c. A team shall consist of at least two and no more than 4 members.

#### **ARTICLE XIV. Handicaps**

1. New players should play 18 holes to determine their division and handicaps, if not already established. A new player with a USGA handicap may use 90% of one-half of that as an initial handicap, slope corrected\*.

\*  $(\text{Handicap Index}) \times (\text{SLP}/113) \times (0.9) = \text{Initial GAHandicap}$ . Where SLP= the current local slope (120).

2. Players with established handicaps from the last season will begin a new season with the last season's final handicap.

3. Handicaps shall be calculated in accordance with the following schedule:

<b>Number of 9-hole Scores</b>	<b>Handicap equals percent Difference between score &amp; par</b>
1	80 %
2	85 % of average score
3	90 % of average of 2 best scores
4-6	95 % of average of 3 best scores
7-8	95 % of average of 4 best scores
9+	95 % of average of 4 best of last 8

4. For handicap purposes, the maximum score for any hole shall not exceed the values in the following table:

<b>Handicap</b>	<b>Maximum score on any Hole</b>
0-9	2 more than par
10-18	3 more than par
19+	4 more than par

*Note:* The official scorecard turned in after a match, must reflect the handicapped score only.

5. No player shall give more than 2 strokes per hole. [Note: This applies to both medal and stroke play.]

6. Substitutes without established handicaps shall be handicapped on the basis of their first match and the results of the first match determined accordingly. In such a case, the actual scorecard is



to be turned in to the S/K.

7. All handicaps shall be calculated on the basis of match play. All handicaps are calculated based on the white tee par regardless of which tees are used.

8. Any team or substitute league member playing as a substitute in a match shall have their score applied to their handicap calculation unless their match is unopposed (Article XVIII, item 2f).

9. Handicaps to be used for each round of the playoffs are calculated based on 95% of the average of the best Y match scores for the entire regular season, including playoff scores, where  $Y = \text{INT}(\# \text{matches} / 2)$ . If less than 8 matches were played, then the calculation shall follow Article XIV, Item 3.

#### **ARTICLE XV. Substitutes**

1. Any person that is a NIST golf league member or an active, retired, or past employee of NIST; and is a member of SEBA may play as a substitute except as limited by Parts 2 and 3 of this article.

2. A team may be represented by 2 substitutes for any match except when a team is playing in the division and championship play-offs. In play-offs, the team shall be represented by at least one regular team member and a substitute that has played at least in 4 previous league matches in that season or a regular league member whose team is not involved in the playoffs.

3. A regular team member may substitute for a team not playing a team from that member's division provided his team is represented by two other regular team members for their team's match. In play-offs, substitution is governed by Article XV, item 2.

4. To be eligible for league prizes and trophies, a league member shall have participated in at least 30 % of official league matches.

#### **ARTICLE XVI. Scoring/Play**

1. Golfers shall play head-to-head matches with golfers on the opposing teams. Highest handicap player plays highest handicap - lowest handicap player plays the lowest handicap. If handicaps are the same, **the pairing shall be determined by random selection [rev 4/05]**. Substitutes without handicaps shall play in the position of the team member they are substituting for.

2. Scoring for nine-hole matches shall be as follows:

a. One point for each hole won in individual match play (1/2 point each in case of a tie).

- b. Three points for low net score in individual stroke play (1 1/2 points each in case of a tie).
- c. Three points for low team net score (1 1/2 points each team in case of a tie).

Note: On this basis the teams will be competing for a total of 27 points, unless a penalty or forfeit is involved, in which Article XVIII shall apply. [rev 4/2004]

3. All matches shall be played on the league designated course on the same day. When any match cannot be completed because of inclement weather, the following applies:

- a. When less than 5 holes are completed the match shall be replayed in its entirety (9 holes).
- b. When 5 or more holes are completed, the match is complete and the USGA handicapping rules apply, i.e., each players score for the unplayed holes shall be on the basis of netpar.
- c. The match (hole) and medal (stroke) points shall then be computed in the normal manner.

[Note: 'Match' in para 3 above refers to the GA as a whole. 11/94 interpretive addition.]

Example: When 5 holes or more are completed by the slowest team, the match is effectively over. The medal (stroke) play points are awarded on the basis of the holes played. The match play points are determined on the basis of the holes played, plus each of the unplayed holes is halved.

For handicapping purposes, it is necessary to complete the score card, thus the gross scores must be marked on the card for each of the unplayed holes. On any unplayed hole for which a player would receive 1 handicap stroke (based on the gross handicap, not the net difference with the opponent), his gross score is 1 over par (net par); 2 handicap strokes, 2 over par; no handicap strokes, par, etc. Only for the purpose of handicap, the round is then totaled.

d. Timing requirement deleted [March 06].

## **ARTICLE XVII. Playoffs, Post-season**

1. Based on the competition specified in Article XVI post-season matches, as delineated below, shall be played to determine division, league, and Association team champions. Also, based on the individual match play competitions specified in Article XVI, an 18 hole competition among the four individuals with the best match play results shall be played to determine the Association Individual Match-Play Champion as specified in paragraph 6. [added March 2006]

2. The team from each division with the most accumulated points for each half shall be a division half winner and enter the playoffs. A tie for first place at the end of the first half of the season or the end of the season shall be broken by a 9-hole match between the teams involved. In the case of a tie during a playoff match, low team net shall be awarded the win. If low team net is a tie, the low individual net shall be the winner. If still tied, the low team net on the first untied hole (ordered by difficulty) shall determine the match winner.

3. Wildcard teams shall be selected for the playoffs. The team from each division that is not a division half winner and has the most total season points (both halves) shall be the wildcard selection from that division for the playoffs. In the event of a tie for a playoff position the team with the most points in head-to-head competition is selected. If still tied, selection is by coin flip. Two wildcard teams shall be selected from each division if both the A/B or C/D divisions have repeat half winners. (See Item 3)

4. The playoff schedule shall be determined as follows, based on the combination of first half/ second half winners and repeat winners for the A-B and C-D division pairs. There are three possible combinations. The playoff schedule for each combination is shown below. (For other combinations exchange A for B or C/D for A/B)

a. First and second week playoff schedule

i. No repeat division winners

**First Week**

**Second Week**

A-different half winners: 1st vs 2nd half    A winner vs \*

B-different half winners: 1st vs 2nd half    B winner vs \*

A/B wildcard: A wild vs B wild

\* best A/B div loser plays other div winner in the second week, other div winner plays the wildcard winner

Best A/B or C/D division loser, for selection to play in the second week: low team net score in the first week playoff game, or if tied in low team net score- by low individual net score, or if still tied- by total year head-to-head competition, or if still tied- by coin flip.

ii. One repeat division winner [rev 4/05]

**First week**

**Second week**

A-team won both halves: bye

bye

B division total point leader\* vs A wildcard

winners from the B div matches

other B div winner vs B wildcard

\* B Div point leader: the B div half winner with the most regular season points. If tied, the team with the most head-to-head points, or if still tied, by coin flip.

iii. Two repeat division winners

**First week**

**Second week**

A-team won both halves: bye

A div winner vs B wild winner

B-team won both halves: bye

B div winner vs A wild winner

A-2nd/3rd wildcard 2nd vs 3rd

B-2nd/3rd wildcard 2nd vs 3rd

**b. Third week:** the two remaining teams each in A/B and C/D division pairs, for the League Championships.

**c. Fourth week:** the winners of League 1 and League 2 matches, for the Golf Association Championship.

5. The first round of the playoffs shall be played on the front nine (holes 1-9) and the second round shall be played on the back nine (holes 10-18). Championship matches shall be 18 holes and scoring shall be based on a single 18 hole match (54 points total), i.e., all medal points are based on the 18 hole total score. A tie in the GA Championship match shall be settled by the play of another hole using the team net total, with additional holes played as necessary.

6. The Golf Association Match Play Champion shall be determined as follows:

a. All members of the Association are eligible if that member has completed 9 or more matches during regular league play.

b. The four members with the best win percentage (wins + 0.5 \* ties/total matches played) shall be eligible for the 18 hole championship match. Ties shall be broken by the following criteria: i – most rounds played, ii – best win percentage in head-to-head play against the tied member(s), iii – random selection by the ScoreKeeper.

c. The championship match shall consist of two 9 hole match play rounds, played as an 18 hole match, using the handicaps at the end of regular season play. The top and fourth ranked players and the second and third ranked players shall be matched for the first 9 holes. The winner of each match and the loser of each match shall be matched for the second 9 hole match. Ties shall be broken by the following criteria: i – match play result on the most difficult ranked hole, and each subsequent ranked hole, ii – best match play record for the first 9 hole match. If still tied the result shall be declared a tie, and hence a joint championship.

d. The championship match shall be scheduled and played within three weeks of the completion of regular season play. If an eligible player is unavailable during this period the next available eligible player shall be selected. If the match is not completed within the three week requirement the President shall schedule a tee time for the first available eligible members. [March, 2006].

#### **ARTICLE XVIII. Postponements/Forfeits/Protests**

1. A match shall be considered unopposed and thus forfeited when the following criteria are met:

a. The team members present have postponed their tee-off time at least 15 minutes from the team's scheduled tee time **or** the time the tee first became available, whichever is **later** (subject to item b.).

b. The team members in attendance can tee off anytime the tee becomes available after 5 pm.

c. One of the members of the match has hit their second shot.

Example: Your group's scheduled tee time is 4:14. There is a rain delay. Your turn at the tee actually arrives at 4:36. The 15 minute clock starts and your group waits until at least 4:51. You can then tee off and once any person in the group has hit their second shot the forfeiture is official (provided the match is completed).

2. In the case of a forfeit the following applies:

**[Revised 4-2004 - NIST GA Annual Meeting]**

- a. If one player fails to appear for the scheduled match, then he/she is awarded 0 match play points and the overall medal points (3) CANNOT be awarded to the team with the missing player. The opposing players compete for 12 points. The unopposed player plays a virtual golfer with scoring as given in sub-item g. Thus, the team fielding 2 players can win a maximum of 27 points, and the team with one player, a maximum of 12 points. *The team fielding two players selects which one plays against the virtual golfer.* [revised 4-2002]
- b. If a team fails to appear for a scheduled match, both members of the opposing team shall play the virtual golfer. Overall medal points are based upon play against the virtual team total, i.e., 2 \* par + 18 (27 point match)
- c. If only one player is available from each team, they shall play a head-to-head match and the team net score (3 points) shall not be awarded. Thus, a total of 12 points only can be awarded.
- d. If only one player from both teams is available to play, that person plays the virtual golfer. (12 pt match)
- e. If neither team is represented no points are awarded.
- f. Individual scores, when unopposed in forfeited matches, are not applicable in computing handicaps.
- g. Each unopposed player shall play a virtual golfer. The virtual golfer scores a net bogey for every hole and has the same handicap as the unopposed player. This gives the virtual golfer a medal net score of 45 for the front and 44 for the back nine. Handicap strokes are assigned to holes according to the white tee order of difficulty and the player uses his/her full NIST GA handicap. Match and medal points are awarded as per ARTICLE XVI, items 2a and 2b. The team score for the team with a missing player is the net score of the player present plus the assigned medal net score of the virtual golfer (45-front 9, 44-back 9)

3. Protests shall be lodged in writing on the Weekly Score Sheet, or an attachment to same, and submitted at the conclusion of the round in question. The Rules Committee shall rule on the protest within forty-eight (48) hours. The match point totals will be awarded according to the Rules Committee Decision and the teams involved in the protest will be notified of the decision prior to the next round.

**ARTICLE XIX. Cancellation of Matches**

1. The President shall have responsibility for canceling matches. (See Duties of President)

2. The GA shall cancel regularly scheduled matches on days that all of NIST is administratively closed before the end of the normal workday. This includes situations in which NIST is administratively closed for the entire day.

3. Regular season matches cancelled for any reason, shall be rescheduled for the following week and the remaining matches shall be moved back accordingly so that the season will not be shortened.

4. Notice of cancellation shall be given by the President into the Phone Mail System. (301 975-2508)

[Back to Top](#)

---

Information on this page was updated on: April 4, 2005

2006 NIST  
GA  
[Questions/](#)  
[Comments?](#)



<http://seba-golf.nist.gov>

# NIST Golf Association

Recaps

Standings

Handicaps

Rules/Bylaws

Schedule

E-Mail Archive

Other Info.



[HOME](#) | NIST GA 2006 Outing, 6/12/2006 at BlackRock Golf Course



## 2006 NIST Golf Association Spring Outing

### [\[Results\]](#)

**Date:** Monday June 12, 2006

**Time:** 12:30pm, Shotgun Start

**Where:**

**Black Rock Golf Course**  
20025 Mt. Aetna Rd.  
Hagerstown, MD 21742

On the Web: <http://www.blackrockgolfcourse.com/>

**Cost:** \$60, to include:

- Green fees & cart.
- Food after the round.
- Prizes: Team and Individual Net Scores (no repeat winners), closest to the pin(s), long drive.

**Please register by June 5, 2006** . (Everyone must use the web-based form below)

*Make payment to: **NIST Golf Association***

*send to: Howard Dilks, Mail Stop 8561, Bldg. 235 (by **COB: 6/5/2006**)*

**Format:**

*Team Competition:* Two person teams, combined net score with handicap.

Points will be distributed as defined below:

Two flights will be established based on average team handicap. Please use the form on the web site to indicate your choice of partner. We will use the latest NIST GA handicaps. (1st, 2nd, 3rd place prizes)

*Individual Competition:* Lowest net score with handicap. (1st, 2nd, 3rd place prizes)



**Results:** We had great weather and the course was in fine shape. Thanks to everyone who contributed with setting up the outing.

	<b>Flight A</b>	<b>Flight B</b>
<b>1st Place-Team Combined Net</b>	Brusko, Nelson	Pugh, Warren
<b>2nd Place-Team Combined Net</b>	Lowe, Garguilo	Toense, Guenther
<b>1st Place-Individual Net</b>	Bundy	R. Fletcher
<b>2nd Place-Individual Net</b>	Dilks	Blackburn
<b>Long Drive</b>	Kasianowicz	Guenther
<b>Closest to Pin</b>	Garguilo, Bundy	Warren, Byrd



Bollinger, Dilks

Warren, Guenther

Team #	Player's Name	Individual Handicap	Individual Flight	Team Flight	Gross Score	Net Score	Team Comb. Net
1	Darren Lowe	5	A	A	73	68	141
1	John Garguilo	14	A		87	73	
2	Les Slaback	15	A	A	97	82	153
2	Howard Dilks	13	A		84	71	
3	Mark Luce	25	B	A	101	76	149
3	Mark Hickey	18	A		91	73	
4	Robert Thompson	30	B	B	106	76	172
4	James Yost	35	B		131	96	
5	Bob Watters	24	B	B	107	83	159
5	Rich Kayser	27	B		103	76	
6	Dinis Camara	15	A	B	96	81	159
6	Mary Saunders	46	B		124	78	
7	Andy Fowell	14	A	B	98	84	154
7	Matt Plasket	32	B		102	70	
22	Ross Koeser	10	A	A	83	73	146
22	Dick Mahone	19	A		92	73	
8	Bernie Brusko	24	B	A	88	64	136
8	Darrell Nelson	15	A		87	72	
9	John Bollinger	16	A	A	98	82	154
9	Dave Pitchure	10	A		82	72	
10	David Blackburn	24	B	A	93	69	145
10	Eric Vogel	15	A		91	76	
11	Mark Vaudin	21	B	B	111	90	178
11	Thomas Vaudin	22	B		110	88	
12	Len Gebase	14	A	A	87	73	145

12	John Cugini	19	A		91	72	
13	Hank Prask	26	B	B	100	74	163
13	Rick LaRaviere	20	B		109	89	
14	Robert Fletcher	24	B	B	93	69	170
14	Ben Fletcher	43	B		141	101	
15	Nev Pugh	28	B	B	96	68	139
15	Jim Warren	29	B		100	71	
16	Dave Bailin	7	A	A	81	74	155
16	Mark Parker	11	A		92	81	
17	Eric Byrd	22	B	B	103	81	167
17	Jim Pielert	31	B		117	86	
18	Scott Bloyer	19	A	B	92	73	157
18	Ralph Hurley	27	B		111	84	
19	Robert Toense	31	B	B	114	83	154
19	Frank Guenther	22	B		93	71	
20	Dave Vanderhart	10	A	A	85	75	145
20	Matt Bundy	11	A		81	70	
21	John Hastie	19	A	A	96	77	150
21	John Kasianowicz	14	A		87	73	

### Various Ind. Stats

Average Gross Score (Flight A)	88.68
Average Net Score (Flight A)	74.91
# of Golfers Net Par or Below(A)	6
Average Gross Score (Flight B)	106.95
Average Net Score (Flight B)	79.23
# of Golfers Net Par or Below(B)	6

[Back to Top](#)

Information on this page was updated on: June 14, 2006

2006 NIST  
GA  
[Questions/  
Comments?](#)



<http://seba-golf.nist.gov>

# NIST Golf Association

Recaps

Standings

Handicaps

Rules/Bylaws

Schedule

E-Mail Archive

Other Info.



[HOME](#) | NIST GA 2006 Outing, 8/25/2006 at  
Clustered Spires Golf Course



## 2006 NIST Golf Association Summer Outing

**Date:** Friday August 25, 2006

**Time:** Consecutive Tee Times (8:32 am - 9:36 am)

**Where:**

**Clustered Spires Golf Course**  
8415 Gas House Pike, Frederick MD 21701  
Phone: (301) 624-1295

On the Web: [ClusteredSpires](#)

**Cost:** \$55, to include:

- Green fees & cart.
- Prizes: Team and Individual Net Scores (no repeat winners), closest to the pin(s), long drive.

**Format:**

4 person teams: Low 3 of 4 net scores per hole **combined** - 1st and 2nd Place

Individual low net (Flight A & B) - 1st and 2nd Place

**Results:**

**2006 NIST GA Summer Outing (Clustered Spires G.C) Results**

<b>1st Place-Team Net</b>	McIntyre, McKenney, Dominici, Truppo	
<b>2nd Place-Team Net</b>	Bassham, Souppaya, Cugini, Parker	
	<b>Flight A</b>	<b>Flight B</b>
<b>1st Place-Individual Net</b>	Hastie - 66	Mueller - 66
<b>2nd Place-Individual Net</b>	Bailin - 68	Hurley - 66
<b>Long Drive</b>	Parker	Watters
<b>Closest to Pin</b>	Dilks, Hickey	Toense, CJ Johnson

<b>Tee Time</b>	<b>Team #</b>	<b>Player's Name</b>	<b>Individual Handicap</b>	<b>Individual Flight</b>	<b>Gross Score</b>	<b>Net Score</b>	<b>Team Comb. Net (low 3 of 4)</b>
8:16am	1	Les Slaback	11	A	86	75	200 (-16)
	1	Howard Dilks	7	A	80	73	
	1	Bill Mueller	20	B	86	66	
	1	Bernie Brusko	19	A	98	79	
8:32am	2	Ross Koeser	10	A	87	77	207 (-9)
	2	Richard Mahone	20	B	94	74	
	2	Jack Hawkins	19	A	95	76	
	2	Charles Glass	24	B	93	69	
8:40am	3	Larry Bassham	14	A	86	72	199 (-17)
	3	Murugiah Souppaya	27	B	99	72	
	3	John Cugini	16	A	103	87	
	3	Mark Parker	16	A	83	67	
8:48am	4	Darren Lowe	2	A	77	75	206 (-10)
	4	Dave Pitchure	8	A	77	69	

	4	Len Gebase	13	A	88	75	
	4	Rob Snelick	17	A	91	74	
8:56am	5	Dave Bailin	11	A	79	68	200 (-16)
	5	Hank Prask	26	B	99	73	
	5	Mike Martin	10	A	86	76	
	5	Ron Harter	27	B	101	74	
9:04am	6	Jason Averill	15	A	88	73	201 (-15)
	6	Bill Davis	29	B	100	71	
	6	Mark Luce	22	B	91	69	
	6	Mark Hickey	15	A	90	75	
9:12am	7	Scott Bloyer	11	A	82	71	203 (-13)
	7	Ralph Hurley	23	B	89	66	
	7	CJ Johnson	22	B	88	66	
	7	Dee Rathbone	27	B	109	82	
9:18am	8	John Kasianowicz	11	A	85	74	208 (-8)
	8	John Hastie	19	A	85	66	
	8	David Blackburn	20	B	112	92	
	8	Robert Toense	31	B	105	74	
9:26am	9	Mary Saunders	38	B	113	75	233 (+17)
	9	Bob Watters	23	B	105	82	
	9	Dinis Camara	18	A	98	80	
	9	Nev Pugh	26	B	114	88	
9:34am	10	Jeff McIntyre	26	B	101	75	190 (-26)
	10	Doug McKenney	32	B	103	71	
	10	Chris Dominici	10	A	75	65	
	10	Joe Truppo	32	B	101	69	

**Various Ind. Stats**

Average Gross Score (Flight A)	86.62
Average Net Score (Flight A)	73.67
# of Golfers Net Par or Below(A)	7
Average Gross Score (Flight B)	100.16
Average Net Score (Flight B)	74.11
# of Golfers Net Par or Below(B)	9

## Directions to Clustered Spires

From Washington, D.C:

Take 270 N towards Frederick. At split in Frederick, stay left onto Rt. 15 North. Take the Rt. 26 exit towards Walkersville. Right at the second light onto Monocacy Blvd. About one mile down, take a left onto Gas House Pike. Golf Course is less than 50 yards down that road, on the right.

From Downtown Frederick:

Take N. Church Street out of town. Stay straight on Church; it turns into Gas House Pike. A few miles out of town, just over the Monocacy River bridge, take a right onto Gas House Pike. Golf Course is less than 50 yards down that road, on the right.

[Back to Top](#)

---

Information on this page was updated on: August 28, 2006



2006 NIST  
GA  
[Questions/](#)  
[Comments?](#)





<http://seba-golf.nist.gov>

# NIST Golf Association

Recaps

Standings

Handicaps


Rules/Bylaws

Schedule

E-Mail Archive

Other Info.

[HOME](#) | NIST GA 2006 Year End Outing,  
10/11/2006 at BlackRock Golf Course



## 2006 NIST Golf Association Year End Outing

### [Outing Handout \(revised 10/10/2006\)](#)

**Date:** Wednesday, October 11, 2006

**Time:** 9:30am, Shotgun Start

**Where:**

**Black Rock Golf Course**  
20025 Mt. Aetna Rd.  
Hagerstown, MD 21742

On the Web: <http://www.blackrockgolfcourse.com/>

**Results:**

**1st Place-Team Best Ball Net**

**2nd Place-Team Best Ball Net**

**3rd Place-Team Best Ball Net**



**4th Place-Team Best Ball Net**

	<b>Flight A</b>	<b>Flight B</b>
<b>1st Place-Individual Net</b>	Don Hunston	John Hastie
<b>2nd Place-Individual Net</b>	Scott Bloyer	Bob Watters
<b>Long Drive</b>	Jim Fox	Ben Fletcher
<b>Closest to Pin</b>	Dilks (2), Koeser, Hunston	Mahone, Fletcher, Mueller (2)

<b>Starting Hole</b>	<b>Team #</b>	<b>Player's Name</b>	<b>Individual Handicap</b>	<b>Individual Flight</b>	<b>Team Flight</b>	<b>Gross Score</b>	<b>Net Score</b>	<b>Team Comb. Net</b>
7	1	Darren Lowe	0	A		71	71	67
	1	John Garguilo	11	A		92	81	
	2	Mark Luce	22	B		96	74	
	2	John Cugini	16	B		92	76	
9	3	Bill Mueller	20	B		79	59	<b>56 (1st)</b>
	3	Dave Pitchure	8	A		82	74	
	4	Les Slaback	11	A		90	79	
	4	Howard Dilks	10	A		88	78	
6	5	Len Gebase	13	A		90	77	60 (2nd)
	5	Larry Bassham	16	A		86	70	
	6	Robert Toense	29	B		105	76	
	6	Jim Fox	13	A		85	72	
8	7	Ross Koeser	10	A		85	75	67
	7	Richard Mahone	19	B		97	78	
	8	Dave Bailin	9	A		77	68	
	8	Mike Martin	10	A		85	75	
5	9	Bernie Brusko	19	B		96	77	65
	9	John Bollinger	16	B		DNP		

	10	Bob Murphy	10	A	85	75	
	10	Scott Bloyer	13	A	83	70	68
4	11	Bob Watters	23	B	97	74	63
	11	Dinis Camara	16	B	97	81	
	12	Don Hunston	10	A	77	67	65
	12	Sharon Keller	22	B	DNP		
3	13	James Warren	24	B	105	81	65
	13	Mark Vaudin	28	B	104	78	
	14	Charles Gibson	41	B	112	71	63 (4th)
	14	Charles Gibson Sr.	25	B	112	87	
2	15	Matt Bundy	7	A	91	84	66
	15	John Hastie	18	B	87	69	
	16	Dave Vanderhart	12	A	88	76	
1	17	Robert Fletcher	22	B	105	83	78
	17	Ben Fletcher	43	B	133	90	
	18	Nev Pugh	28	B	113	85	71
	18	Mark Parker	16	A	91	75	

**Various Ind. Stats**

Average Gross Score (Flight A)	85.06
Average Net Score (Flight A)	74.53
# of Golfers Net Par or Below(A)	5
Average Gross Score (Flight B)	90.56
Average Net Score (Flight B)	68.83
# of Golfers Net Par or Below(B)	3

**Cost:** \$60, to include:

- Green fees & cart.
- Food after the round.
- Prizes: Team and Individual Net Scores (no repeat winners), closest to the pin(s), long drive.

**Please register by September 29, 2006** . (Everyone must use the web-based form below)

Make payment to: **NIST Golf Association**  
send to: **Bill Mueller**, Mail Stop 8561, Bldg. 235 (by **COB: 9/29/2006**)

## Format:

*Team Competition:* Two person teams, best net score with handicap.

Points will be distributed as defined below:  
Two flights will be established based on average team handicap. Please use the form on the web site to indicate your choice of partner. We will use the latest NIST GA handicaps. (1st, 2nd, 3rd place prizes)

*Individual Competition:* Lowest net score with handicap. (1st, 2nd, 3rd place prizes)

**Who Can Play:** This outing welcomes all current and past NIST GA members, including spouses, family, friends, etc. If you are interested in joining the NIST GA next year, this is a great opportunity to meet the members.

We are looking for a minimum of 48 players so please promote to other league players, NIST employees and guests ASAP.



[Back to Top](#)

---

Information on this page was updated on: **October 10, 2006**

2006 NIST  
GA  
[Questions/](#)  
[Comments?](#)